
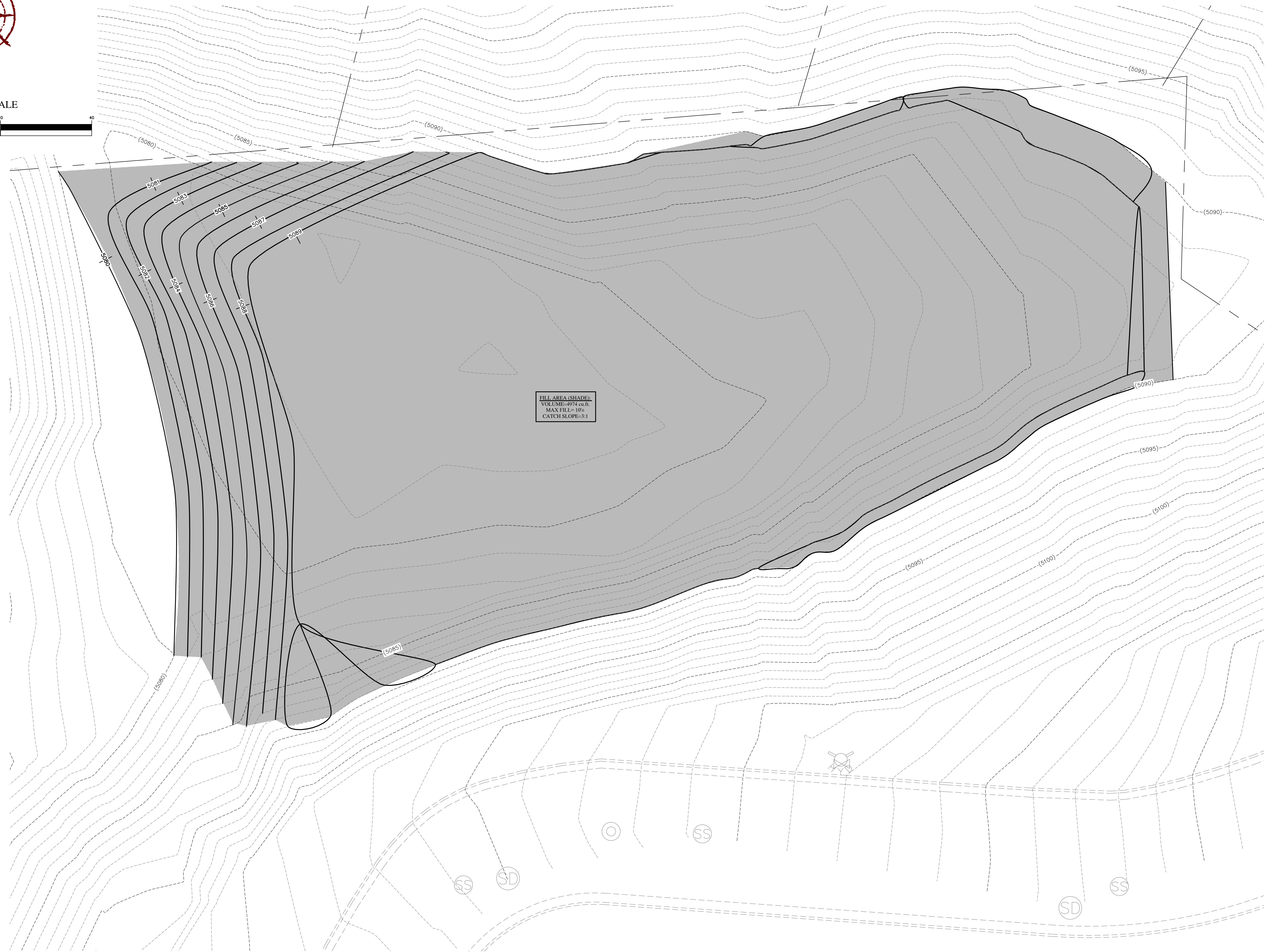





GRAPHIC SCALE



(IN FEET)  
1 inch = 10 ft.



FILL AREA (SHADE):  
VOLUME=4974 cu.ft.  
MAX FILL= 10%  
CATCH SLOPE=3:1



**PEPPERWOOD CREEK - LOT 206/207**  
SANDY, UTAH  
**MASS GRADE (FILL)**

REVISION BLOCK	
#	DESCRIPTION
1	
2	
3	
4	
5	
6	

**MASS GRADE (FILL)**

Scale: 1"=10' Drawn: JSB  
 Date: 5/28/2014 Job #: 12-149  
 Sheet: MG1

