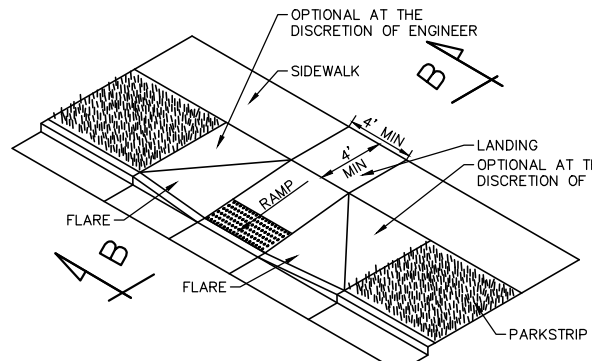
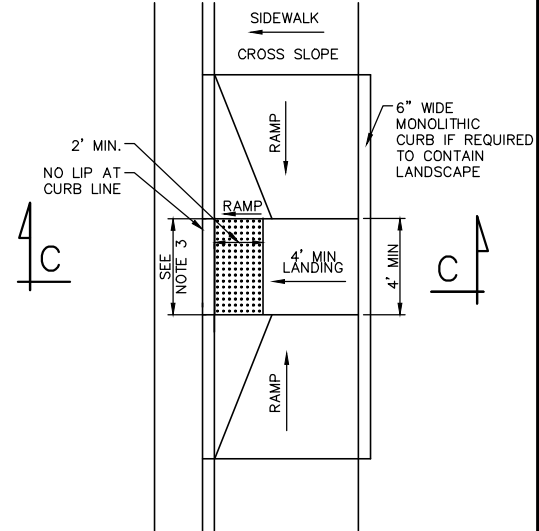


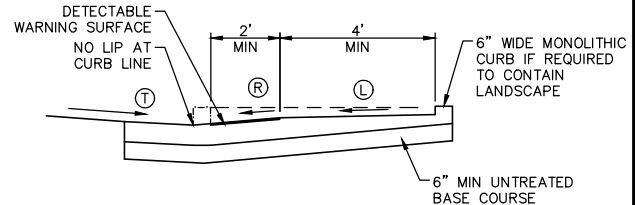
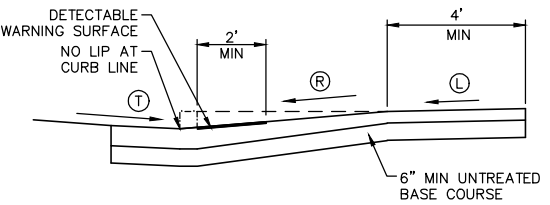
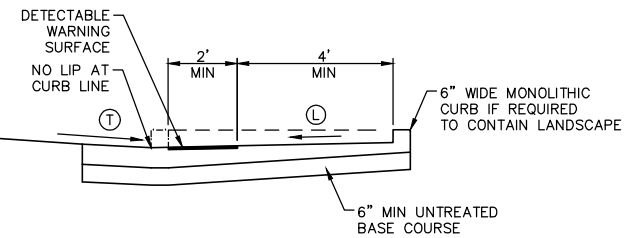
PARALLEL PEDESTRIAN RAMP



PERPENDICULAR PEDESTRIAN RAMP
FLARE IS ACCEPTABLE IN LIEU OF FULL HEIGHT CURB
SEE LOCAL AGENCY REQUIREMENTS



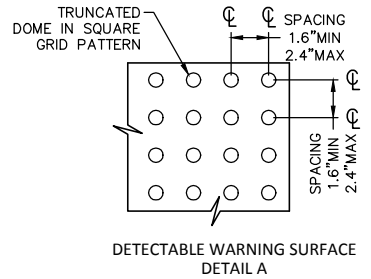
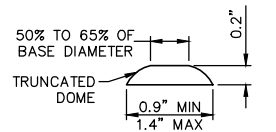
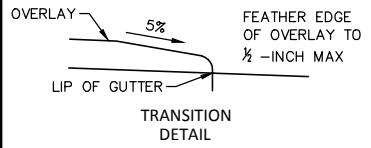
PEDESTRIAN ACCESS RAMP DETAIL



SLOPE TABLE			
	ITEM	RUNNING SLOPE *	CROSS SLOPE *
(L)	LANDING	1.5-2% (1V:48H) (b)	1.5-2% (1V:48H) (b)
(R)	RAMP	8.33% (1V:12H) (c)	1.5-2% (1V:48H) (d)
(T)	TRANSITION	5% (1V:20H) (a)	1.5-2% (1V:48H) (d)
	SIDEWALK	--	1.5-2% (1V:48H)
	FLARE (WITHIN WALK)	10% (1V:10H)	--
	FLARE (NOT IN WALK)	25% (1V:4H)	--

* RUNNING SLOPE IS IN THE DIRECTION OF PEDESTRIAN TRAVEL, WHILE CROSS SLOPE IS PERPENDICULAR TO PEDESTRIAN TRAVEL.


- (a) TRANSITION RUNNING SLOPE NEEDS TO BE CONSTANT ACROSS ENTIRE CURB CUT. WARP GUTTER PAN TO MEET REQUIRED TRANSITION SLOPE AT CURB CUT (0.10' MAX. ABOVE FLOWLINE). EXCEPTION:
- (b) IF SLOPE REQUIREMENTS CAN'T BE ACHIEVED ON MID-BLOCK RAMPS CONTACT THE ENGINEER.
- (c) PARALLEL RAMPS ARE NOT REQUIRED TO EXCEED 15- FEET IN LENGTH.
- (d) CROSS SLOPE REQUIREMENT DOES NOT APPLY AT PERPENDICULAR RAMP MID-BLOCK CROSSING.
- (e) MEASURE FLARE SLOPE PARALLEL TO CURB LINE. FLARES NOT IN THE SIDEWALK BE A VERTICAL CURB FACE PLOWS ARE NOT EXPECTED.



NOTES:

1. CONFIGURATION OF RAMPS AND LANDINGS MAY BE CHANGED BUT MUST MEET PEDESTRIAN RAMP DIMENSION AND SLOPE REQUIREMENTS. SPECIFIC SITE CONDITIONS WILL VARY. THE USE OF FLARES, CURBWALLS, ETC. ARE AT THE DISCRETION OF THE ENGINEER.
2. PERPENDICULAR AND PARALLEL PEDESTRIAN RAMPS SHOWN ON THIS DRAWING ARE ACCEPTABLE FOR USE AT MID BLOCK OR CORNER INSTALLATIONS. SEE STD DWG SW-02 FOR EXAMPLES OF CORNER INSTALLATIONS.
3. PROVIDE DETECTABLE WARNING SURFACE FOR FULL WIDTH OF RAMP, LANDING, OR CURB CUT. SEE DETAIL A FOR DETECTABLE WARNING SURFACE DIMENSIONS.
4. PROVIDE DETECTABLE WARNING SURFACE. COLOR SHALL BE YELLOW.
5. USE CLASS AA(AE) CONCRETE.
6. USE 6" MIN. DEPTH OF UNTREATED BASE COURSE UNDER ALL CONCRETE FLATWORK COMPACTED TO 96% MAXIMUM DRY DENSITY.

NO.	AUTHORIZED BY	REVISIONS	DATE
1	R. KUMP	DWG REVISION	5/24/17
1	R. KUMP	UDOT UPDATE	1/14/19



STANDARD DETAIL
PUBLIC WORKS
SW-01
STANDARD PEDESTRIAN
ACCESS RAMP