

ORDINANCE 19-07

AN ORDINANCE ADOPTING THE CITY'S STANDARDS SPECIFICATIONS AND DETAILS AS REQUIRED BY THE UTAH CODE; ALSO PROVIDING A SAVING CLAUSE AND EFFECTIVE DATE FOR THE ORDINANCE.

WHEREAS, Title 10, Chapter 9a, Utah Code Ann. requires land use regulations, including engineering standards such as Sandy City's Standard Specifications and Details for Municipal Construction, to be enacted by ordinance of the City Council; and

WHEREAS, the Planning Commission held a public hearing on February 7, 2019 which meeting was preceded by notice by publication in the Salt Lake Tribune on January 17, 2019, <http://www.utah.gov/pmn/index.html> and by posting in Sandy City Hall, the Sandy City Parks & Recreation Building, on the Sandy City Website - <http://www.sandy.utah.gov>, and the Utah Public Notice Website - <http://pmn.utah.gov> on January 10, 2019; and

WHEREAS, following the public hearing before the Planning Commission, the Commission recommended adoption of proposed amendments to the Standard Specifications and Details for Municipal Construction; and

WHEREAS, a public meeting was held by the Sandy City Council on February 19, 2019 to consider adoption of the proposed amendment, which meeting was preceded by publication in the Salt Lake Tribune, on February 5, 2019, and by posting in Sandy City Hall, the Sandy City Parks & Recreation Building, on the Sandy City Website - <http://www.sandy.utah.gov>, and the Utah Public Notice Website - <http://pmn.utah.gov>, on January 30, 2019; and

WHEREAS, the City Council has been given specific authority in Title 10, Chapter 9a, Utah Code Ann. to adopt land use regulations; and

WHEREAS, the State legislature has granted general welfare power to the City Council, independent, apart from, and in addition to, its specific grants of legislative authority, which enables the City to pass ordinances which are reasonably and appropriately related to the objectives of that power, i.e., providing for the public safety, health, morals, and welfare; and

WHEREAS, the foregoing legitimate governmental objectives are achieved by reasonable means, in that any adverse impact on private property value or use has been carefully balanced against the corresponding gain to the public; and the regulations have been calculated, on recommendation of City planning staff to permit property owners to beneficially use their properties for the practical purposes to which the property is reasonably adaptable; and procedures have been established by the Land Development Code and Utah Code Ann. whereby appeals can be heard and decided if it is alleged that there is legislative or administrative error, or where a special exception or variance to the ordinance is required.


NOW, THEREFORE, BE IT ORDAINED by the City Council of Sandy City, State of Utah, as follows:

Section 1. Adoption. The amendments to the Standard Specifications and Details for Municipal Construction are hereby approved and adopted as set forth in the **Exhibit A**.


Section 2. Severable. If any part of this ordinance or the application thereof to any person or circumstances shall, for any reason, be adjudged by a court of competent jurisdiction to be unconstitutional or invalid, such judgment shall not affect, impair or invalidate the remainder of this ordinance or the application thereof to other persons and circumstances, but shall be confined in its operation to the section, subdivision, sentence or part of the section and the persons and circumstances directly involved in the controversy in which such judgment shall have been rendered. It is hereby declared to be the intent of the City Council that this section would have been adopted if such invalid section, provisions, subdivision, sentence or part of a section or application had not been included.

Section 3. Effective. This ordinance shall become effective upon publication of a summary thereof.

PASSED AND APPROVED this 19th day of February, 2019.



Kristin Coleman-Nicholl
Sandy City Council

ATTEST:



City Recorder

PRESENTED to the Mayor of Sandy City for his approval this 26TH day of FEBRUARY, 2019.

APPROVED this 26TH day of FEBRUARY, 2019.


Kurt Bradburn
Mayor

ATTEST:


City Recorder

PUBLISHED this 5th day of March, 2019.

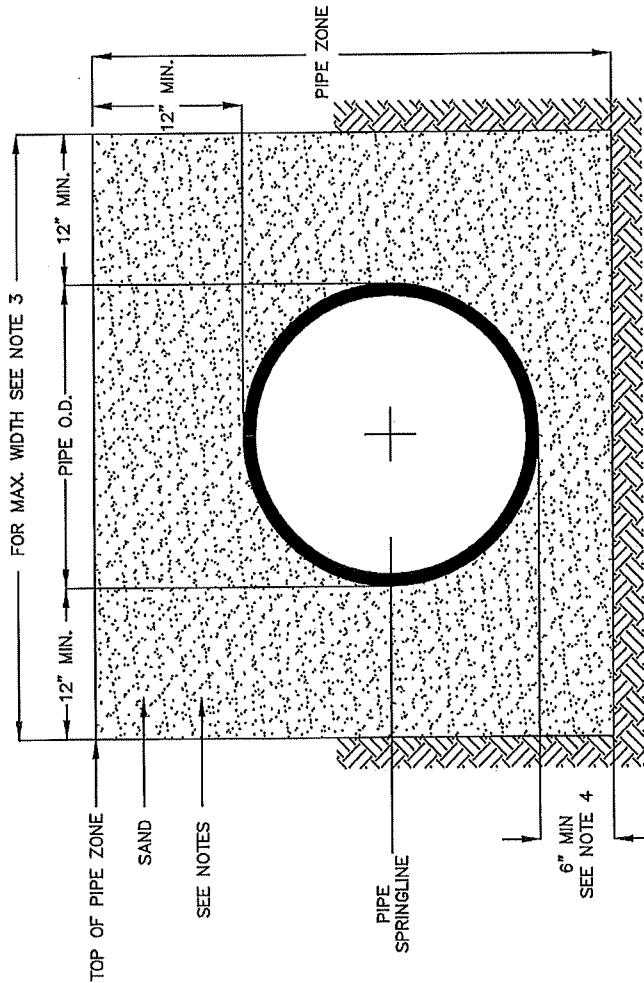


Exhibit A

GENERAL NOTES

1. PIPE ZONE BACKFILL SHALL BE IN LIFTS EQUAL TO 1/3 THE DIAMETER OR NO MORE THAN 8" LIFT OF THE PIPE AND COMPACTED TO 96% PER SECTION 02240.
2. "O.D." MEANS OUTSIDE DIAMETER OF PIPE BARREL. "I.D." MEANS INSIDE DIAMETER OF PIPE BARREL.
3. MAXIMUM WIDTH OF TRENCH MEASURED AT THE TOP OF THE PIPE, INCLUDING ANY NECESSARY SHEATHING IS AS FOLLOWS:

PIPE I.D.	MAX. TRENCH WIDTH
LESS THAN 33"	O.D. + 24"
GREATER THAN 33"	O.D. + 30"
4. FOR FOUNDATION STABILIZATION USE 6" MINIMUM OF SAND BEDDING WHEN DIRECTED BY THE ENGINEER, SEWER AGGREGATE CONFORMING TO SANDY CITY SPECIFICATIONS; SECTION 02230, 2.07 SHALL BE ALLOWED.
5. FOR CULINARY WATER PIPE INSTALLATION, COMPLY WITH SECTION 02669.
6. FOR CULINARY WATER AND STORM WATER PIPE INSTALLATION AND AROUND WATER VALVES USE SAND BEDDING MATERIAL CONFORMING TO SECTION 02230, 2.02.
7. ALL CULINARY WATER AND STORM WATER PIPE INSTALLATION SHALL MAINTAIN 12" MIN. BEDDING COVER OVER TOP OF PIPE AND SHALL BE BEDDED WITH 6" MIN. SAND AND 12" OF SAND OVER THE PIPE (SEE SECTION 02230, 2.02).
8. NATIVE (TRENCH RUN) MATERIAL SHALL BE ALLOWED FOR PIPE ZONE BACKFILL IF APPROVED BY THE PUBLIC UTILITIES AND IF IT MEETS SECTION 02230, 2.01.
9. ALL CONCRETE ELLIPTICAL PIPE INSTALLATION SHALL BE BACKFILLED WITH FLOWABLE FILL TO THE SPRINGLINE (AT A MINIMUM).

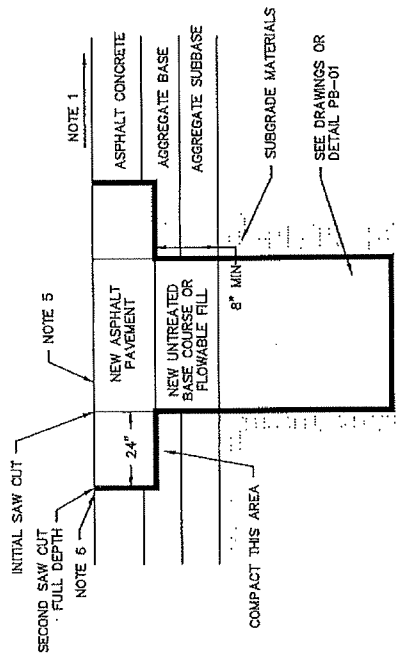


STANDARD DETAIL
PUBLIC UTILITIES
PB-01
PIPE BEDDING

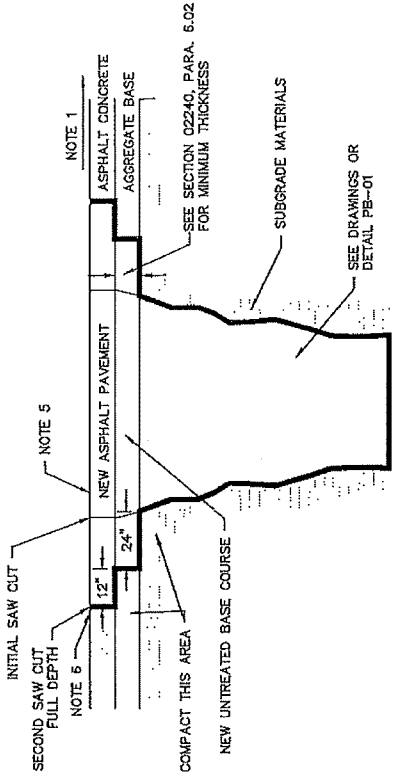


1	TS	CREATED	6/2017	NO.	AUTHORIZED BY	REVISIONS	DATE
1	TS	REVISED	1/2018				

NOT TO SCALE



A (42" OR LESS FROM PAVEMENT SURFACE TO BOTTOM OF EXCAVATION)



B (MORE THAN 42" FROM PAVEMENT SURFACE TO BOTTOM OF EXCAVATION)

1. ADDITIONAL PAVEMENT REMOVAL: Remove additional pavement to a painted lane stripe, a lip of gutter, a curb or an existing pavement patch, or an edge of the pavement if such a feature is within 2-feet of the second saw-cut. If more than 50% of the permanent surfacing of a traveled lane is impacted by the excavation, the entire lane width shall be sawcut, removed, and replaced. Jagged, saw tooth edges are not allowed.
2. UNTREATED BASE COURSE: Provide material specified in Section 02230. Place and compact per Section 02240 and Section 02575. Maximum lift thickness is 8-inches before compaction.
3. SHORING: Shore in conformance with Section 02214.
4. TACK COAT: Full tack coat coverage on all vertical surfaces.
5. ASPHALT PAVEMENT: Use asphalt concrete specified in Section 02513.
 - A. Install in lifts no greater than 3-inches after compaction.
 - B. Compact each lift in conformance with Section 02503
 - C. Plane off surface distortions that exceed 1/4 inch deviation in 10 feet. Coat planned surfaces with a cationic or anionic emulsion as approved by City Engineer.
 - D. Asphalt pavement thickness depth shall equal existing plus 1-inch, 4" minimum, 6" maximum
 - E. Use 1/2" gradation per Section 02513.
 - F. Finished surface of restored trench not to exceed 1/4" +/- of existing.

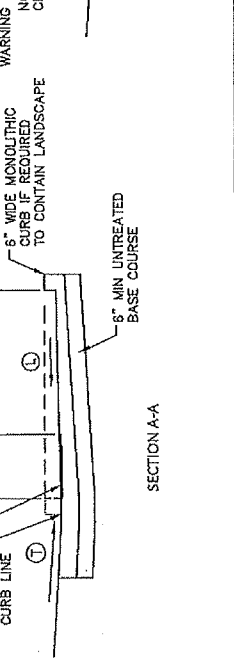
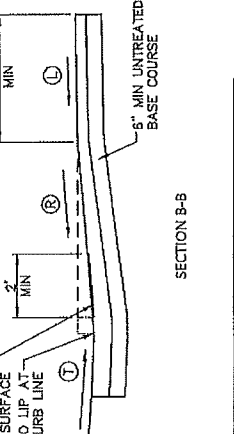
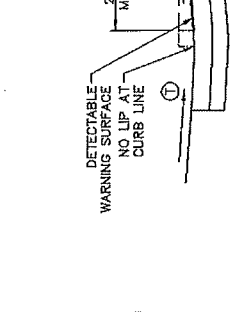
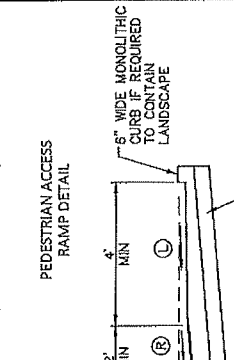
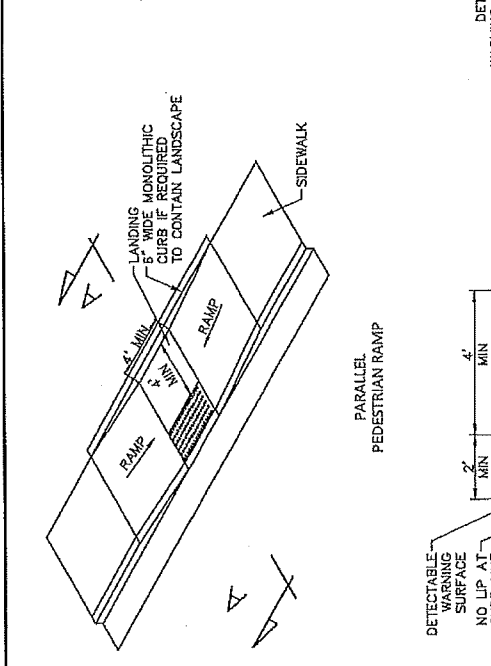
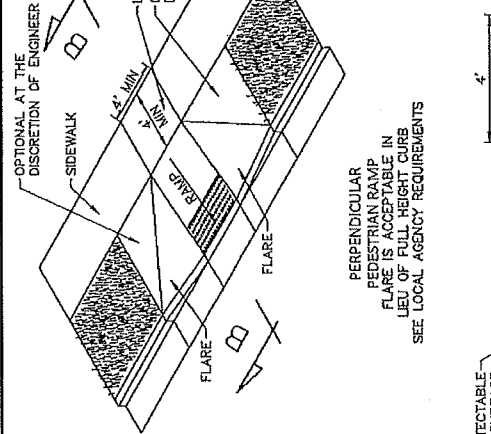
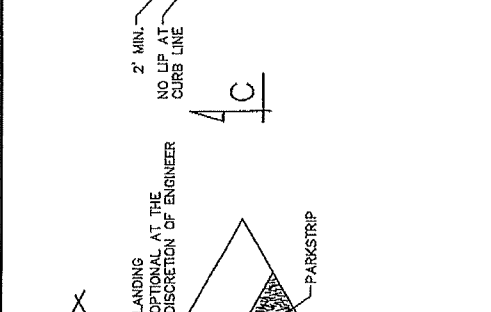
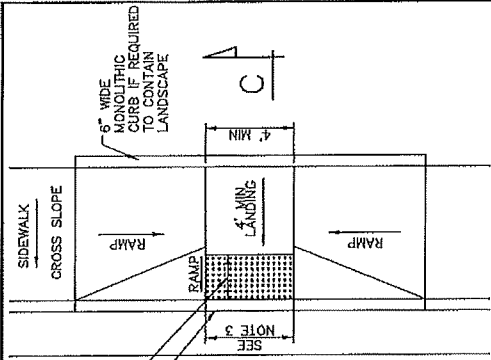
GENERAL NOTES

6. JOINT REPAIR: If a crack occurs at the "T" patch connection to existing pavement or at any street fixture, seal the crack per Section 02511.
7. PATCH REPAIR: Repair the asphalt pavement patch if any of the following conditions within the patch occur.
 - A. Cracks at least 1-foot long and 1/4-inch wide occur more often than 1 in 10 square feet.
 - B. Pavement surface distortion exceeds 1/4-inch deviation in 10-feet.
 - C. Asphalt ravelling is greater than 1 square foot per 100 square feet.
 - D. If slurry seal within 1 year, re-slurry seal full lane width for each lane effected
8. EQUIPMENT: All asphalt pavement shall be installed with mechanical paving equipment unless otherwise approved by the City Engineer.
9. COMPLY WITH ALL REQUIREMENTS OF SECTION 02575.
10. Plant Mix Seal Coat: For plant mix seal coat comply with UDOT Specification, Section 02786. Mill and replace existing plant mix seal coat 10 feet from edge of second cut in all directions.

NO.	AUTHORIZED BY	REVISIONS	DATE
1	R. KUMP		5/24/17



STANDARD DETAIL
PUBLIC WORKS
RC-02
RESTORATION OF ASPHALT
CONCRETE IN TRENCHES



ITEM	RUNNING SLOPE *	CROSS SLOPE *
(L) LANDING	1.5-2% (1V:48H) (b)	1.5-2% (1V:48H) (b)
(R) RAMP	8.33% (1V:12H) (c)	1.5-2% (1V:48H) (d)
(T) TRANSITION	5% (1V:20H) (e)	1.5-2% (1V:48H) (d)
SIDEWALK	---	---
FLARE (WITHIN WALK)	10% (1V:10H)	---
FLARE (NOT IN WALK)	25% (1V:4H)	---

* RUNNING SLOPE IS IN THE DIRECTION OF PEDESTRIAN TRAVEL. WHILE CROSS SLOPE IS PERPENDICULAR TO PEDESTRIAN TRAVEL.

(c) TRANSITION RUNNING SLOPE NEEDS TO BE CONSTANT ACROSS ENTIRE CURB CUT. WARP GUTTER PAN TO MEET REQUIRED TRANSITION SLOPE AT CURB CUT (0.10' MAX. ABOVE FLOWLINE).

EXCEPTION:

(b) IF SLOPE REQUIREMENTS CAN'T BE ACHIEVED ON MID-BLOCK RAMPS CONTACT THE ENGINEER.

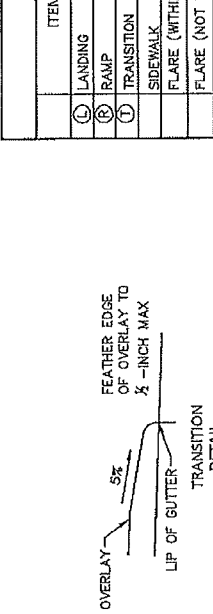
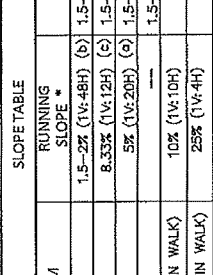
(c) PARALLEL RAMPS ARE NOT REQUIRED TO EXCEED 15-FEET IN LENGTH.

(d) CROSS SLOPE REQUIREMENT DOES NOT APPLY AT PERPENDICULAR RAMP MID-BLOCK CROSSING.


(e) MEASURE FLARE SLOPE PARALLEL TO CURB LINE. FLARES NOT IN THE SIDEWALK ARE PERMITTED TO BE A VERTICAL CURB FACE WHEN ACCESS FROM PLOWS ARE NOT EXPECTED.

NOTES:

- CONCONFIGURATION OF RAMPS AND LANDINGS MAY BE CHANGED BUT MUST MEET PEDESTRIAN RAMP DIMENSION AND SLOPE REQUIREMENTS. SPECIFIC SITE CONDITIONS WILL VARY. THE USE OF FLARES, CURB WALLS, ETC. ARE AT THE DISCRETION OF THE ENGINEER.
- PERPENDICULAR AND PARALLEL PEDESTRIAN RAMPS SHOWN ON THIS DRAWING ARE ACCEPTABLE FOR USE AT MID BLOCK OR CORNER INSTALLATIONS. SEE STD DWG SW-02 FOR EXAMPLES OF CORNER INSTALLATIONS.
- PROVIDE DETECTABLE WARNING SURFACE FOR FULL WIDTH OF RAMP, LANDING, OR CURB CUT. SEE DETAIL A FOR DETECTABLE WARNING SURFACE DIMENSIONS.
- PROVIDE DETECTABLE WARNING SURFACE. COLOR SHALL BE YELLOW.
- USE CLASS AA(AE) CONCRETE.
- USE 8" MIN. DEPTH OF UNTREATED BASE COURSE UNDER ALL CONCRETE FLATWORK COMPACTED TO 98% MAXIMUM DRY DENSITY.



STANDARD DETAIL
PUBLIC WORKS
SW-01
STANDARD PEDESTRIAN
ACCESS RAMP



NO.	AUTHORIZED BY	REVISIONS	DATE
1	R. KUMP	DWG REVISION	5/24/17
1	R. KUMP	UDOT UPDATE	1/14/19

OPTIONAL AT THE DISCRETION OF ENGINEER

LANDING

NO LIP AT CURB LINE

OPTIONAL AT THE DISCRETION OF ENGINEER

PARKSTRIP

FLARE

FLARE

PERPENDICULAR PEDESTRIAN RAMP

FLARE IS ACCEPTABLE IN LIEU OF FULL HEIGHT CURB

SEE LOCAL AGENCY REQUIREMENTS

OPTIONAL AT THE DISCRETION OF ENGINEER

LANDING

NO LIP AT CURB LINE

OPTIONAL AT THE DISCRETION OF ENGINEER

PARKSTRIP

FLARE

FLARE

PERPENDICULAR PEDESTRIAN RAMP

FLARE IS ACCEPTABLE IN LIEU OF FULL HEIGHT CURB

SEE LOCAL AGENCY REQUIREMENTS