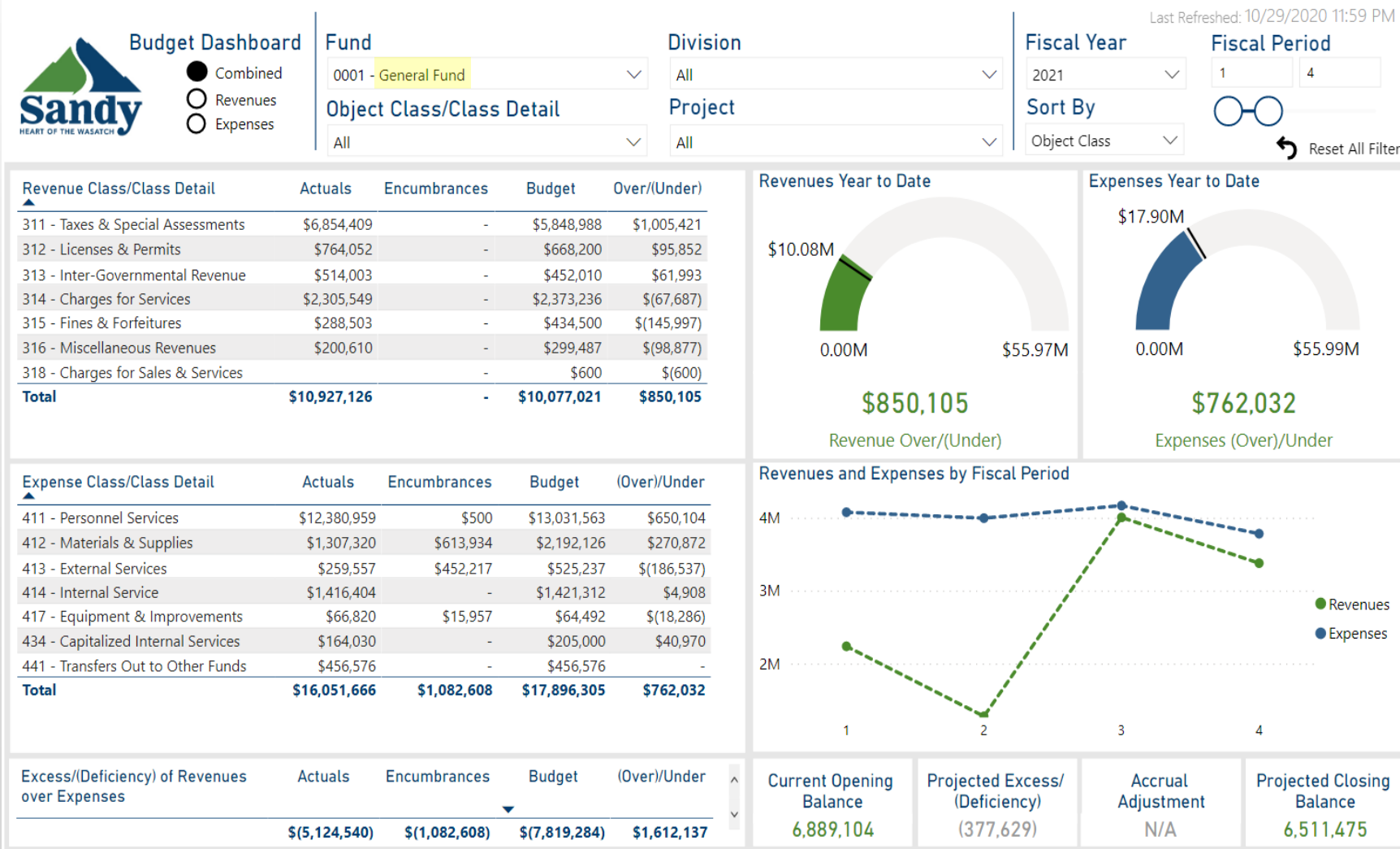




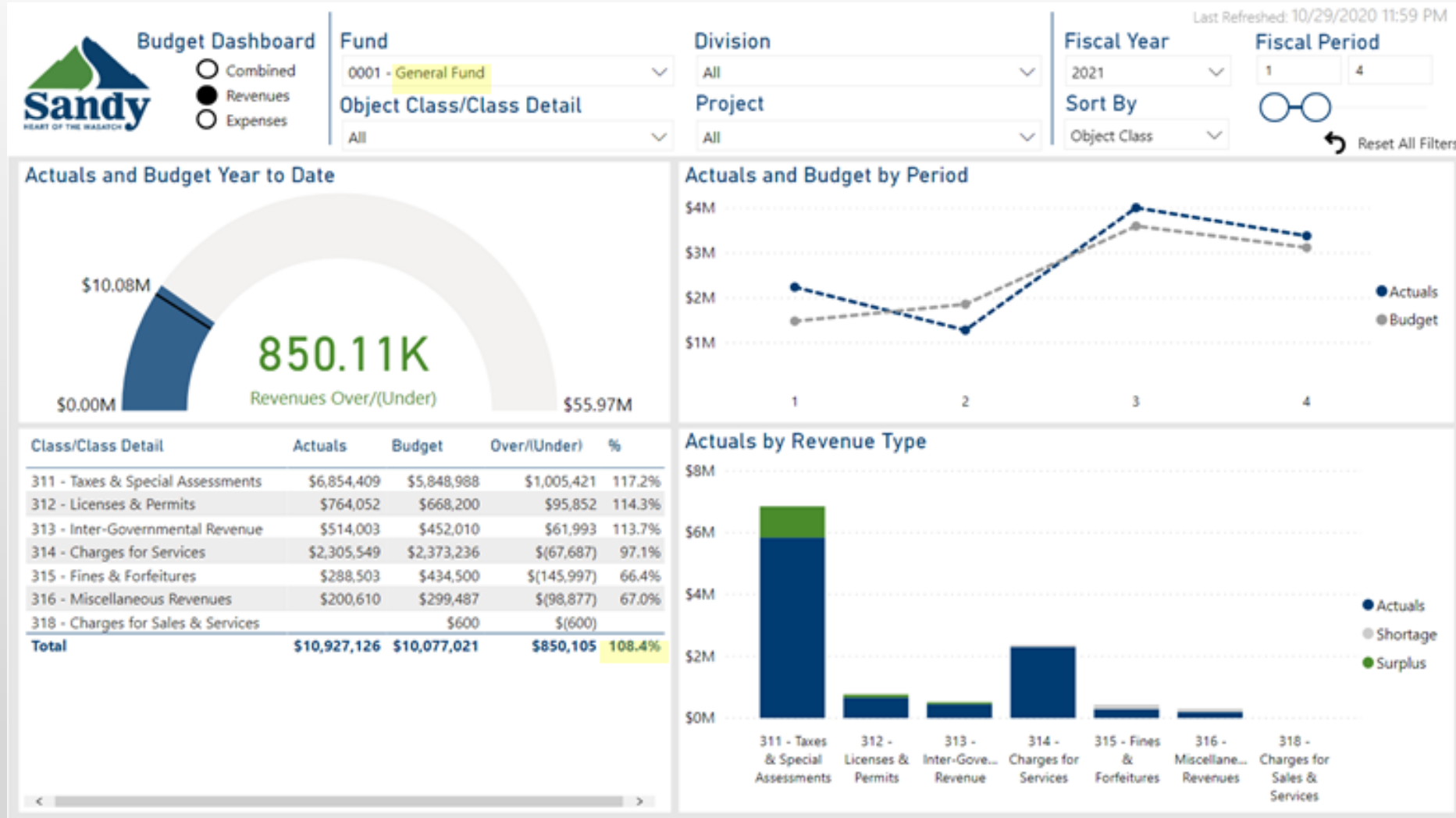
**BUDGET UPDATE
YEAR-TO-DATE (YTD)
THROUGH OCTOBER 2020**

General Fund



YTD General Fund revenues are exceeding budget, and expenses are below budget







General Fund



YTD General Fund revenues are exceeding budget by 8.4%, largely due to sales tax

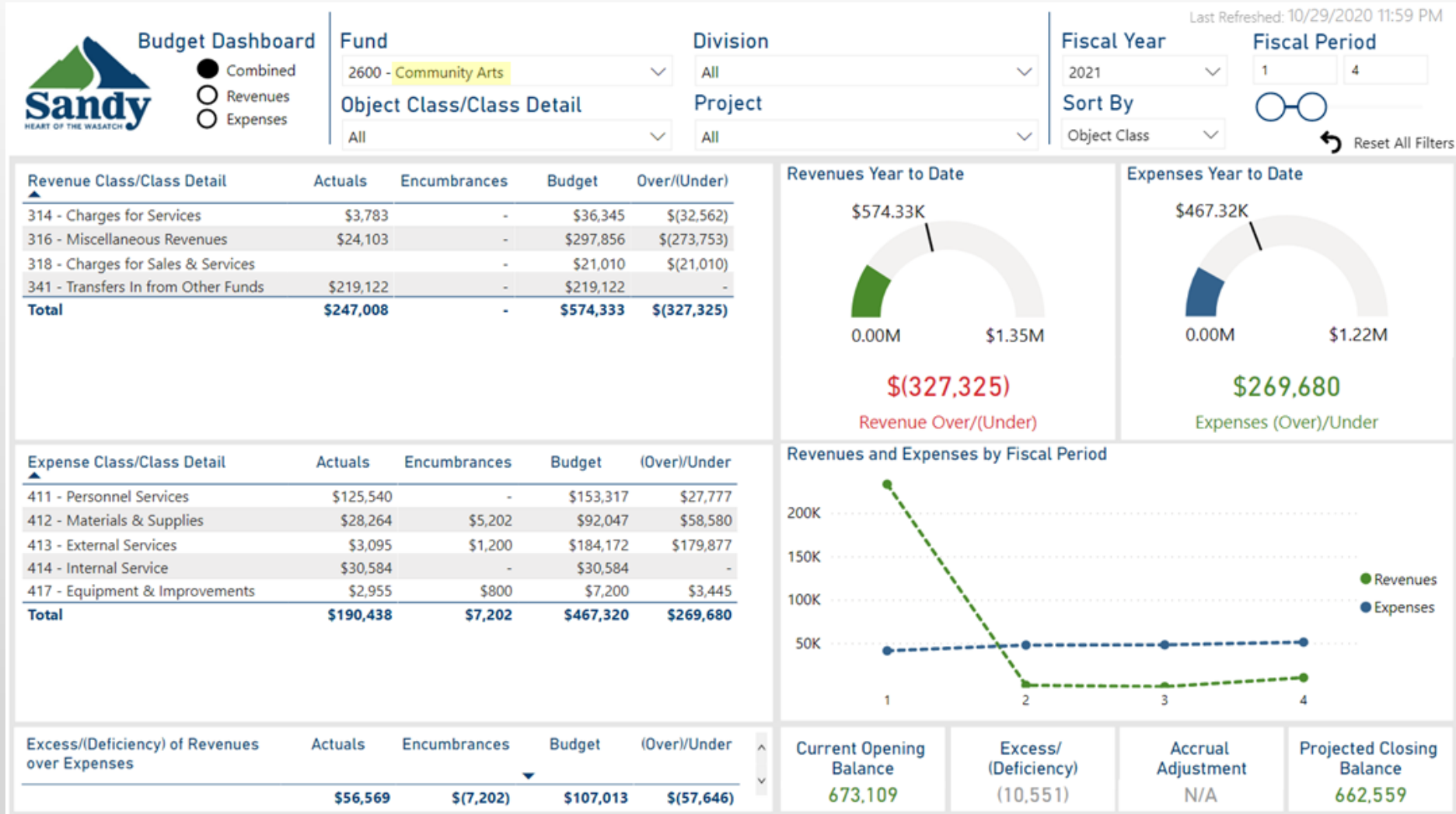
General Fund

Sales Tax FY 2021

Activity Period	Distribution Period	Adopted Budget	Original Estimate	Actual	Variance From Budget		Variance From Original Estimate	
July	September	1,599,000	1,698,000	2,049,583	 450,583	28.2%	 351,583	20.7%
August	October	1,590,000	1,688,000	2,051,341	 461,341	29.0%	 363,341	21.5%
September	November	1,656,000	1,759,000			0.0%		0.0%
October	December	1,533,000	1,627,000			0.0%		0.0%
November	January	1,600,000	1,699,000			0.0%		0.0%
December	February	1,990,000	2,113,000			0.0%		0.0%
January	March	1,530,000	1,625,000			0.0%		0.0%
February	April	1,501,000	1,594,000			0.0%		0.0%
March	May	1,823,000	1,935,000			0.0%		0.0%
April	June	1,519,000	1,613,000			0.0%		0.0%
May	July	1,691,000	1,795,000			0.0%		0.0%
June	August	1,991,000	2,114,000			0.0%		0.0%
Totals		20,023,000	21,260,000	4,100,924	 911,924	4.6%	 714,924	3.4%

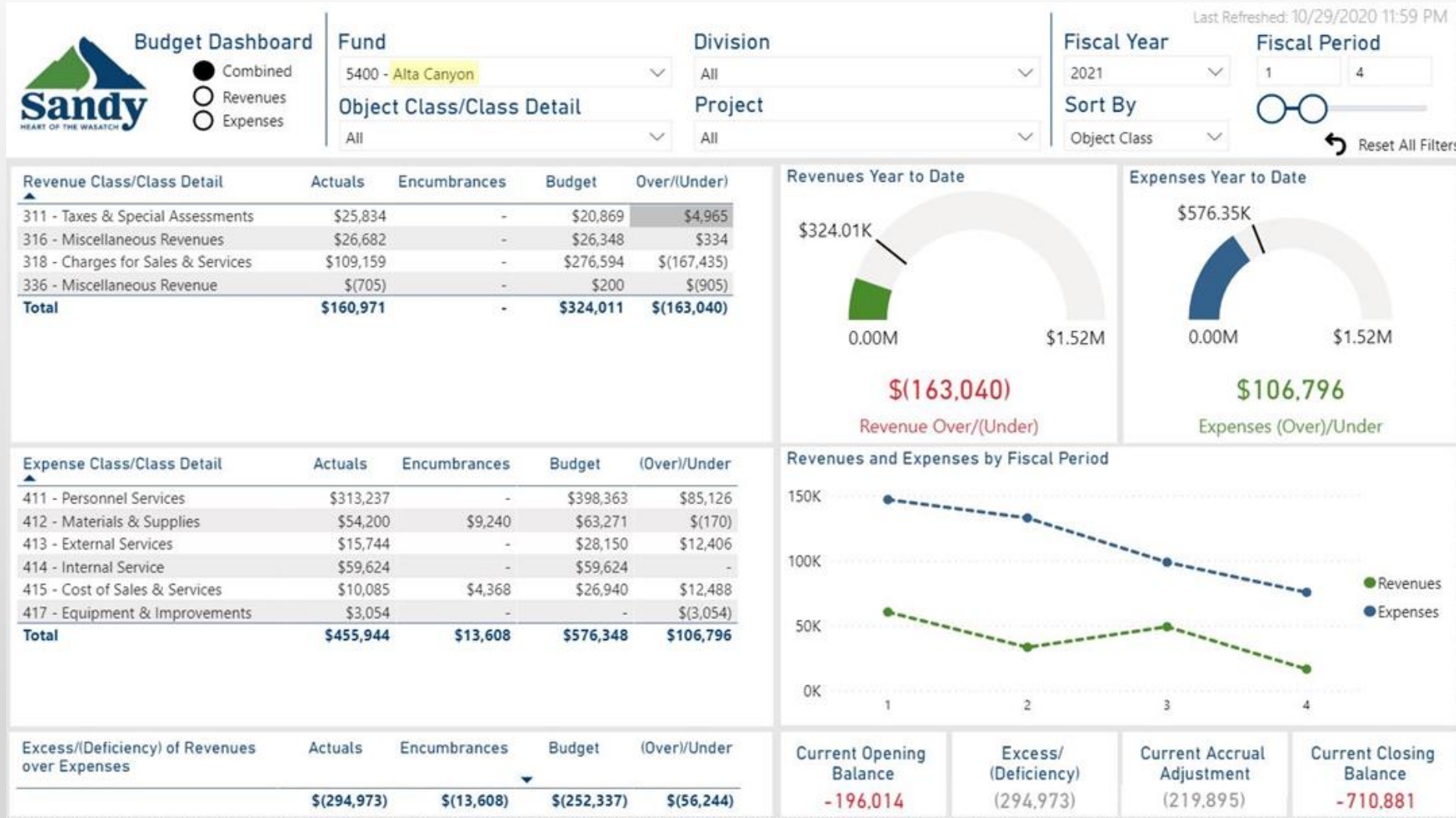
YTD sales tax has exceeded both the adopted budget and original estimates included in the Tentative Budget

Community Arts



YTD Community Arts revenues are not keeping pace with budget due to the lack of performances. Expenses are well below budget but not offsetting reduced revenue. We will continue to monitor this.

Alta Canyon Sports Center



YTD Alta Canyon revenues are not keeping pace with budget due to the impact of COVID. Expenses are well below budget but not offsetting reduced revenue. We will continue to monitor this.

River Oaks Golf Course



COVID initially had a negative impact on the Golf Course, but in the current fiscal year, revenues have increased significantly, and expenses are below budget.