


RESOLUTION #17-53 C


A RESOLUTION INCREASING TOTAL APPROPRIATIONS
AND REAPPROPRIATING UNEXPENDED FUNDS
WITHIN THE SPECIAL REVENUE FUNDS


BE IT RESOLVED by the City Council of Sandy City, State of Utah, that the amounts shown in Exhibits A - F, be adjusted as outlined. These adjustments are made pursuant to the provisions of Sections 10-6-128 and 130, U.C.A., as amended, and are done with the provision that no appropriation for debt retirement and interest, reduction of deficit or other appropriation required by law or ordinances is reduced by this resolution.

PASSED AND APPROVED THIS 14th day of November 2017.


Chris McCandless, Chair
Sandy City Council

ATTEST:


Molly Spira
City Recorder



RECORDED this 15th day of November, 2017.

SEE ATTACHED EXHIBITS A - F

Resolution # 17-53 C
Exhibit A

Fund 2300 - CDBG							
Project	2017			2017	2018	2018	
	Carryover	Additions	Adjustments	Adjusted Carryover	Budget	Adjusted Budget	
23-54-412490	Administrative Costs / Misc. Supplies	\$ 11,704	\$ -	\$ -	\$ 11,704	\$ 46,839	\$ 58,543
23-54-412470-23005	The Road Home - Homeless Shelter	-	-	-	-	12,000	12,000
23-54-412470-23010	South County Food Pantry	-	-	-	-	6,000	6,000
23-54-412470-23013	South Valley Sanctuary	1	-	-	1	10,000	10,001
23-54-412470-23037	YWCA Women's Shelter	-	-	-	-	5,000	5,000
23-54-412470-23038	Family Support Center - Crisis Nursery	-	-	-	-	5,000	5,000
23-54-412470-23044	Transitional Housing Support - Road Home	-	-	-	-	8,500	8,500
23-54-412470-23046	Community Health Center	-	-	-	-	10,000	10,000
23-54-412470-23060	CCS - Homeless Services	7,000	-	-	7,000	-	7,000
Capital							
23-54-4370-23002	Emergency Home Repair - Assist	976	-	-	976	66,549	67,525
23-54-4370-23005	The Road Home (maintenance)	-	-	-	-	5,000	5,000
23-54-4370-23056	Odessey House	-	-	-	-	6,500	6,500
23-54-4370-23061	Housing Weatherization	10,000	-	-	10,000	-	10,000
23-54-4370-23062	8680 S Phase 3 Road Project	203,875	-	-	203,875	200,000	403,875
23-54-4370-23063	The INN Between - Hospice for the homeless	-	-	-	-	7,000	7,000
23-54-4370-23064	Neighborworks	-	-	-	-	10,000	10,000
Total CDBG		\$ 233,556	\$ -	\$ -	\$ 233,556	\$ 398,388	\$ 631,944

Resolution # 17-53 C
Exhibit B

Fund 2400 - Recreation							
Project	2017			2017		2018	
	Carryover	Additions	Adjustments	Adjusted Carryover	2018 Budget	Adjusted Budget	
24-44-4174 Equipment	\$ (2,105)	\$ -	\$ 2,105	\$ -	\$ 7,500	\$ 7,500	
24-44-4374 Capital Equipment	2,085	-	(2,085)	-	-	-	
24-44-4370-14802 Alta Canyon Park Backstop	30,000	-	(30,000)	-	-	-	
Total Recreation	\$ 29,980	\$ -	\$ (29,980)	\$ -	\$ 7,500	\$ 7,500	

Resolution # 17-53.C
Exhibit C

Fund 2500 - Community Events							
Project	2017			2017	2018	2018	
	Carryover	Additions	Adjustments	Adjusted Carryover	Budget	Adjusted Budget	
25-47-4174 Equipment	\$ 13,305	\$ -	\$ -	\$ 13,305	\$33,304	\$ 46,609	
Total Community Events	\$ 13,305	\$ -	\$ -	\$ 13,305	\$33,304	\$ 46,609	

Resolution # 17-53 C
Exhibit D

Fund 2600 - Sandy Amphitheater / Arts Guild							
Project	2017			2017		2018	
	Carryover	Additions	Adjustments	Adjusted Carryover	Budget	Adjusted Budget	
26-481-4174 Equipment	\$ 4,134	\$ -	\$ -	\$ 4,134	\$ 12,000	\$ 16,134	
Total Amphitheater / Arts Guild	\$ 4,134	\$ -	\$ -	\$ 4,134	\$ 12,000	\$ 16,134	

Resolution # 17-53 C
Exhibit E

Fund 2700 - Street Lighting							
Project	2017			2017	2018	2018	
	Carryover	Additions	Adjustments	Adjusted Carryover	Budget	Adjusted Budget	
53003 Software	\$ -	\$ 515	\$ -	\$ 515	\$ 8,300	\$ 8,815	
Street Lighting Improvements	267,970	45,298	-	313,268	378,329	691,597	
Equipment	-	3,500	-	3,500	-	3,500	
Total Electric Utility	\$ 267,970	\$ 49,313	\$ -	\$ 317,283	\$ 386,629	\$ 703,912	

Resolution # 17-53 C
Exhibit F

Fund 2810 - Storm Water Utility Expansion							
Project	2017 Carryover	Additions	Adjustments	2017 Adjusted Carryover	2018 Budget	2018 Adjusted Budget	
Software	\$ -	\$ 824	\$ 13,000	13,824	\$ 6,300	\$ 20,124	
Equipment	(812)	-	-	(812)	4,100	3,288	
Building Improvements	27,651	-	-	27,651	-	27,651	
Capital Equipment	10,256	-	(10,256)	-	2,600	2,600	
28025 Master Plan	107,227	-	-	107,227	-	107,227	
28052 Bicycle Safe/HighBack Inlets	6,140	-	-	6,140	-	6,140	
28070 SCADA Sites	-	-	-	-	30,000	30,000	
28078 Monroe St.	(40)	-	40	-	-	-	
28080 Lostwood Drive	(7,302)	-	7,302	-	-	-	
28081 Wildflower Pond Bypass	100,000	-	-	100,000	420,000	520,000	
28082 Bryce Drive Improvements	200,000	-	(13,000)	187,000	200,000	387,000	
28084 Sandy Canal	-	-	-	-	250,000	250,000	
28117 Dry Creek Flood and Water Quality	-	-	-	-	120,000	120,000	
28802 Neighborhood Projects	255,420	-	2,914	258,334	286,049	544,383	
28808 CMP Replacements	-	-	-	-	300,000	300,000	
Total Storm Water Expansion	\$ 698,540	\$ 824	\$ -	\$ 699,364	\$ 1,619,049	\$ 2,318,413	