



A Local Government Perspective

Sustainability & Clean Energy in Utah Cities

Sustainability Department | @SLCgreen

"Oh Bob, I hope it's
a smaller garbage can!"



Start saving today at SLCgreen.com

HARDOX



CNG



NO IDLING
Operational only hours



GREENbike, Salt Lake City





Salt Lake City Public Safety Building



a Wirthlin inspired consultancy



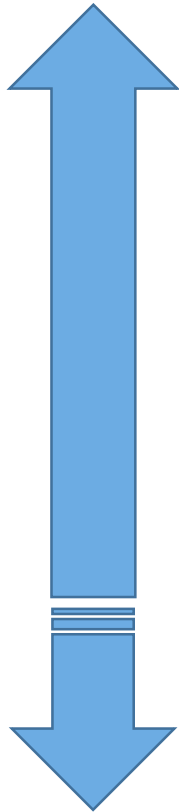
2014 Values Study Results

October 16, 2014

WITH INNOVATIVE RESEARCH WE
YOU UNDERSTAND HOW TO ENGAGE
THE HEARTS AND MINDS OF PEOPLE
WITH INNOVATIVE RESEARCH WE
YOU UNDERSTAND HOW TO ENGAGE
THE HEARTS AND MINDS OF PEOPLE

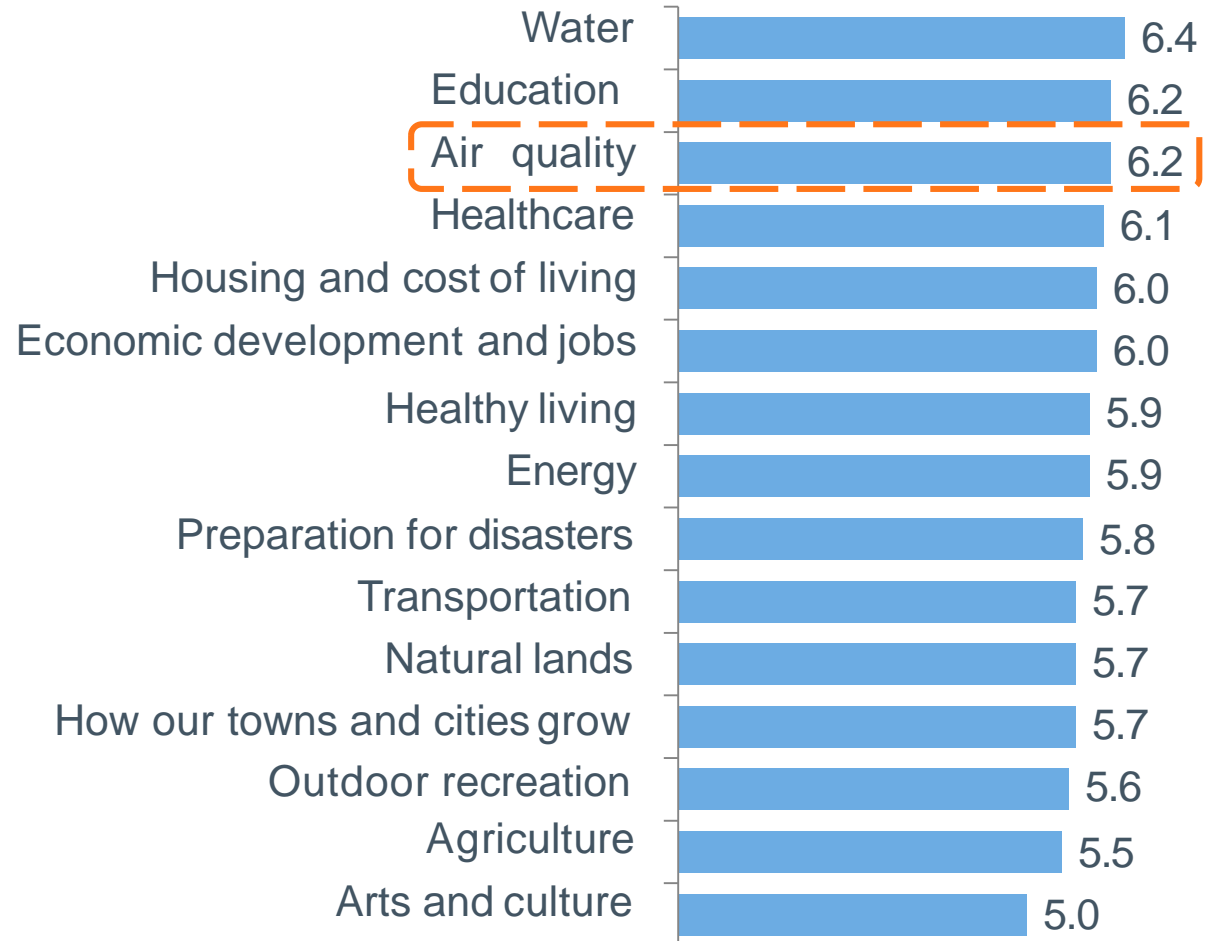
Priorities for Utah

7.0 "Extremely Important to Utah's Future"



1.0 "Not at all important to Utah's Future"

Mean Importance to Utah's Future



BASE: ALL QUALIFIED RESPONDENTS (N=1000)


Q315. Thinking about the community where you live, please rate each of the following issues where 1 means "not at all important to Utah's future" and 7 means "extremely important to Utah's future."



Electric
Vehicles



Clean Energy Focus Areas



Electrified Transportation Roadmap

*Best Practices and Clean Air Solutions
Guide for Local Governments in Utah*





Electric
Vehicles



Energy
Efficiency

Clean Energy Focus Areas



Empower SLC



SLCgreen



**UTAH
CLEAN
ENERGY**

**UTAH
CLEAN
ENERGY**
MAKING THE ENERGY ECONOMY





Electric
Vehicles



Energy
Efficiency



Renewable
Energy

Clean Energy Focus Areas



Salt Lake City Solar Farm | Old Landfill Site



Salt Lake City Fire Station #10

ARCHITECTURAL RECORD

April 1, 2019

Salt Lake City Introduces its First Net Zero and LEED Gold-certified Fire Station



Photo courtesy of Rieder North America



Electric
Vehicles



Energy
Efficiency



Renewable
Energy




Smarter
Grid

Clean Energy Focus Areas

The average Utah household consumes

17
pounds of coal



208
cubic feet
of natural gas

3
gallons of gas



DAILY

Make a resolution to reduce your impact at www.SLCgreen.com

SALT LAKE CITY

RESIDENTS, BUSINESSES AND LOCAL GOVERNMENT
SPEND **\$804 MILLION** ON FOSSIL FUELS **EVERY YEAR**

SALT LAKE CITY



SPENDS
\$385M



SPENDS
\$249M



SPENDS
\$170M



Other sources and full methodology available at
www.carbonneutralcities.org



*and 71 other countries

RANDBERG

THERE MUST BE
A SOURCE OF ENERGY
DOWN THERE





*Parowan, UT
July 31, 2015*

UTAH

SOLAR JOBS CENSUS 2018



STATE SOLAR JOBS: 6,045



12

**STATE RANKING
FOR SOLAR JOBS**

4

**STATE RANKING FOR
SOLAR JOBS PER CAPITA**



SOLAR JOBS BY SECTOR

INSTALLATION



4,653
(3% decrease)

MANUFACTURING



186
(10% decrease)

WHOLESALE TRADE & DISTRIBUTION



742
(9% decrease)

OPERATIONS & MAINTENANCE



190

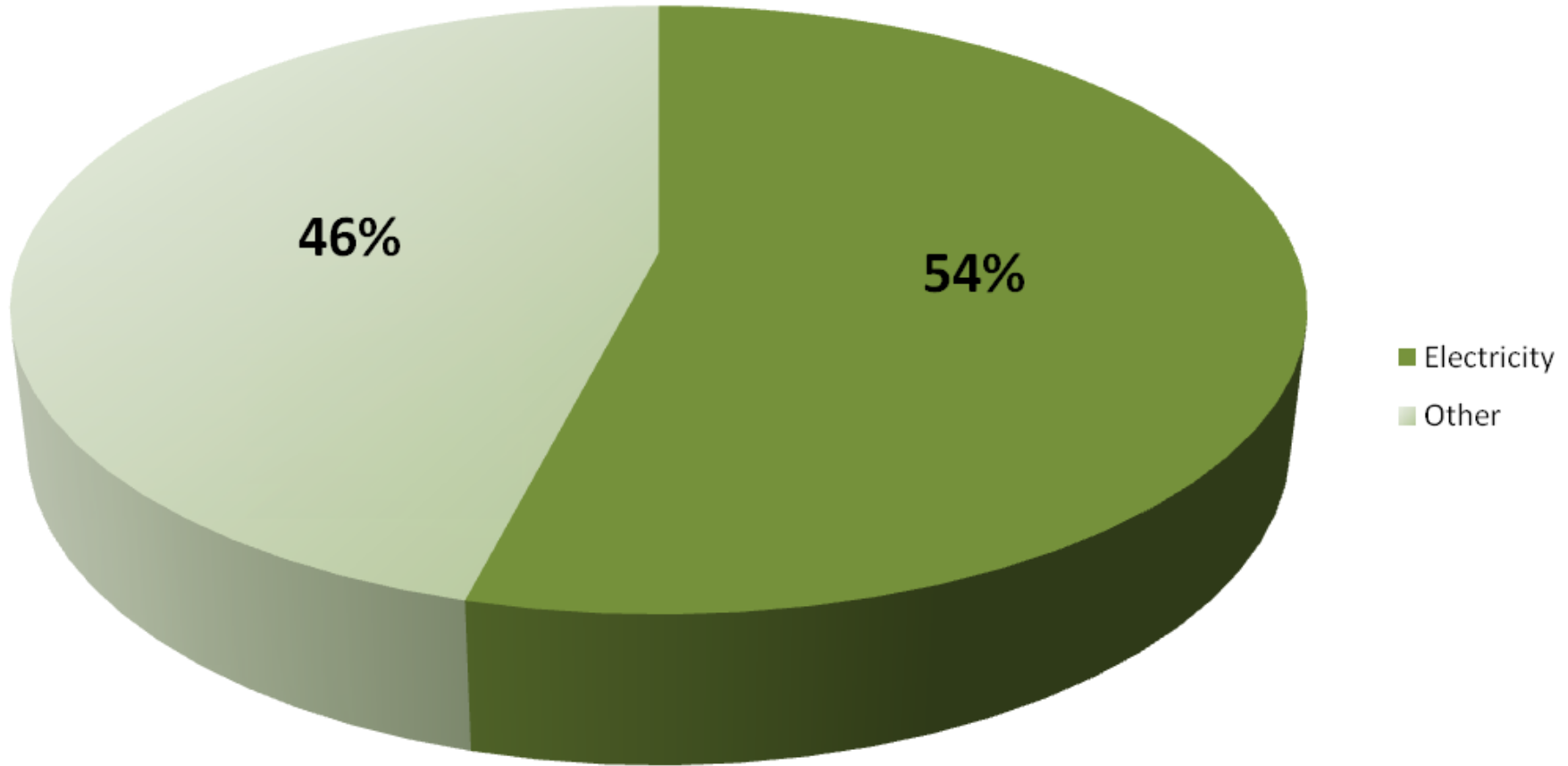
OTHER




274
(23% decrease)



Community Carbon Simplified





Mayor Philip Levine
Miami Beach, FL
CO-CHAIR



Mayor Jackie Biskupski
Salt Lake City, UT
CO-CHAIR

Photo Credit: CC/WildBusEyes



Mayor Steve Benjamin
Columbia, SC
CO-CHAIR

Photo Credit: CC/Shantasia4



Mayor Kevin Faulconer
San Diego, CA
CO-CHAIR

Photo Credit: City of San Diego





H.B. 411 Signing | April 22, 2019

Communities

Rocky Mountain Power

Utah Regulatory



**100% X 2030
Resolution**



**100% X 2030
Resolution**



**Community-
RMP Agreement**



**100% X 2030
Resolution**



**Community-
RMP Agreement**



**Program
Regulatory Filing**



**100% X 2030
Resolution**



**Community-
RMP Agreement**



**Program
Regulatory Filing**



**Projected
Rates & Terms**



**100% X 2030
Resolution**



**Community-
RMP Agreement**



**Program
Regulatory Filing**



**Projected
Rates & Terms**



**Community
Ordinance**



**100% X 2030
Resolution**



**Community-
RMP Agreement**



**Program
Regulatory Filing**



**Projected
Rates & Terms**



**Community
Ordinance**



**Customer Opt-
Out Noticing**



H.B. 411 Signing | April 22, 2019



A Local Government Perspective

Sustainability & Clean Energy in Utah Cities

Sustainability Department | @SLCgreen