








ELEVATIONS LEGEND

-  WHITE GRANITE
-  ALUCOBOND SUNRISE SILVER METALLIC
-  ALUMABOARD WALNUT
-  WHITE EIFS
-  GLASS

① EAST ELEVATION
 3/32" = 1'-0"
 WHITE GRANITE 1,492 SF. 7%
 ALUCOBOND SUNRISE SILVER METALLIC 2,850 SF. 14%
 ALUMABOARD WALNUT 1,140 SF. 6%
 WHITE EIFS 5,440 SF. 26%
 GLASS 9,652 SF. 47%
 TOTAL SF. 20,574 SF.

② WEST ELEVATION
 3/32" = 1'-0"
 WHITE GRANITE 153 SF. 1%
 ALUCOBOND SUNRISE SILVER METALLIC 11,145 SF. 62%
 ALUMABOARD WALNUT 3,239 SF. 18%
 WHITE EIFS 308 SF. 2%
 GLASS 2,997 SF. 17%
 TOTAL SF. 17,842 SF.

BRIDGE BRIDGE

ARCHITECT'S INFORMATION

RUSSELL PLATT ARCHITECTURE

Russell Platt Architecture
 4301 West 4570 South
 West Valley City, Utah 84120
 801-580-0108

PROFESSIONAL STAMP

LICENSED ARCHITECT
 3127893301
 RUSSELL PLATT
 STATE OF UTAH

CODE OFFICIAL STAMP:

PROJECT NAME:

CENTENNIAL TOWERS DEVELOPMENT

ISSUED: 4-2-19

NO.	DATE	DESCRIPTION

OWNER PROJECT #:
 RPA PROJECT #:
 DRAWN BY:
 CHECKED BY:
 DESIGNED BY:
 COPYRIGHT:
 © 2018 RUSSELL PLATT ARCHITECTURE

SHEET TITLE:

HOTEL ELEVATIONS

SHEET NUMBER:

A601