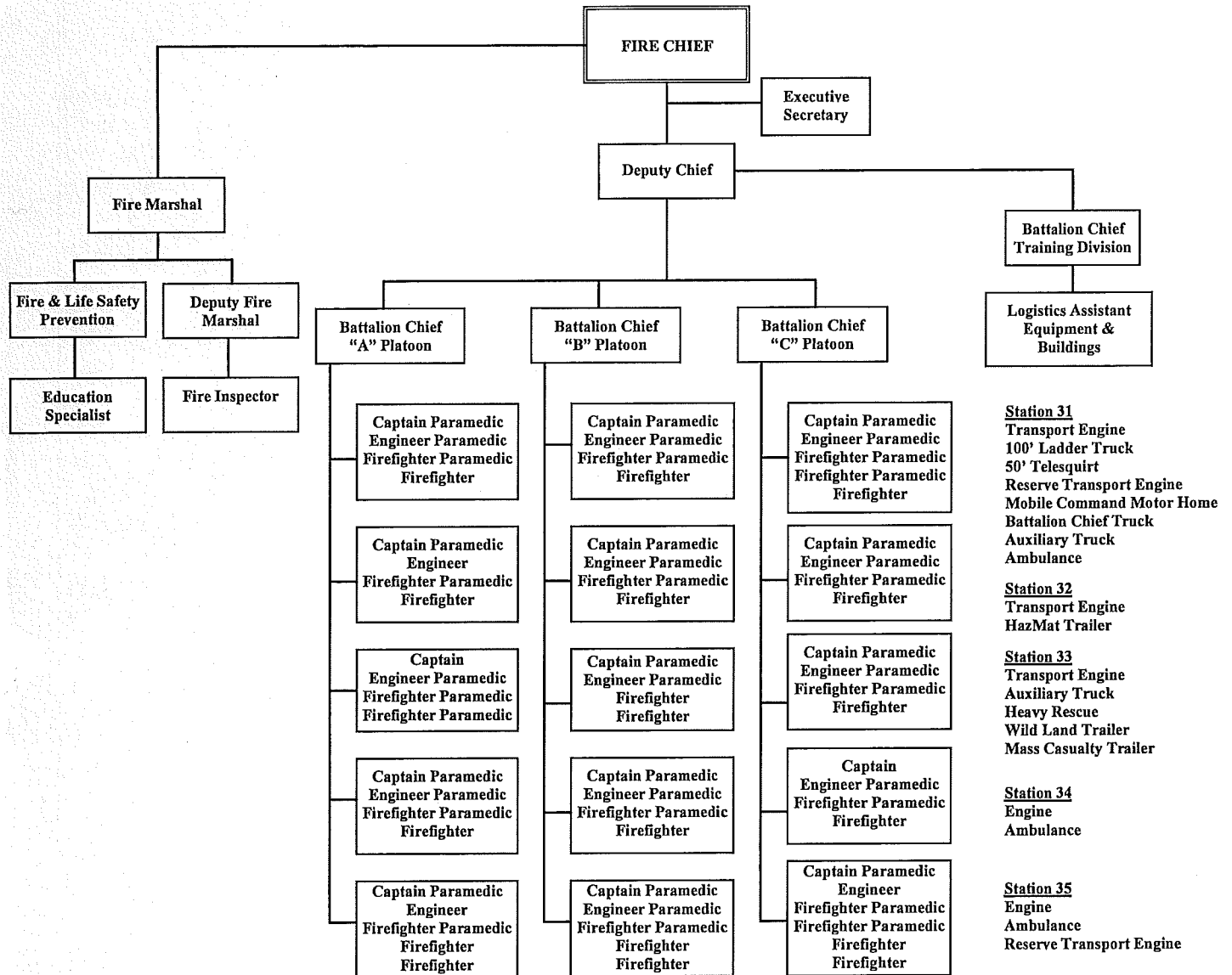


Department Organization

Fire



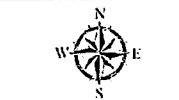
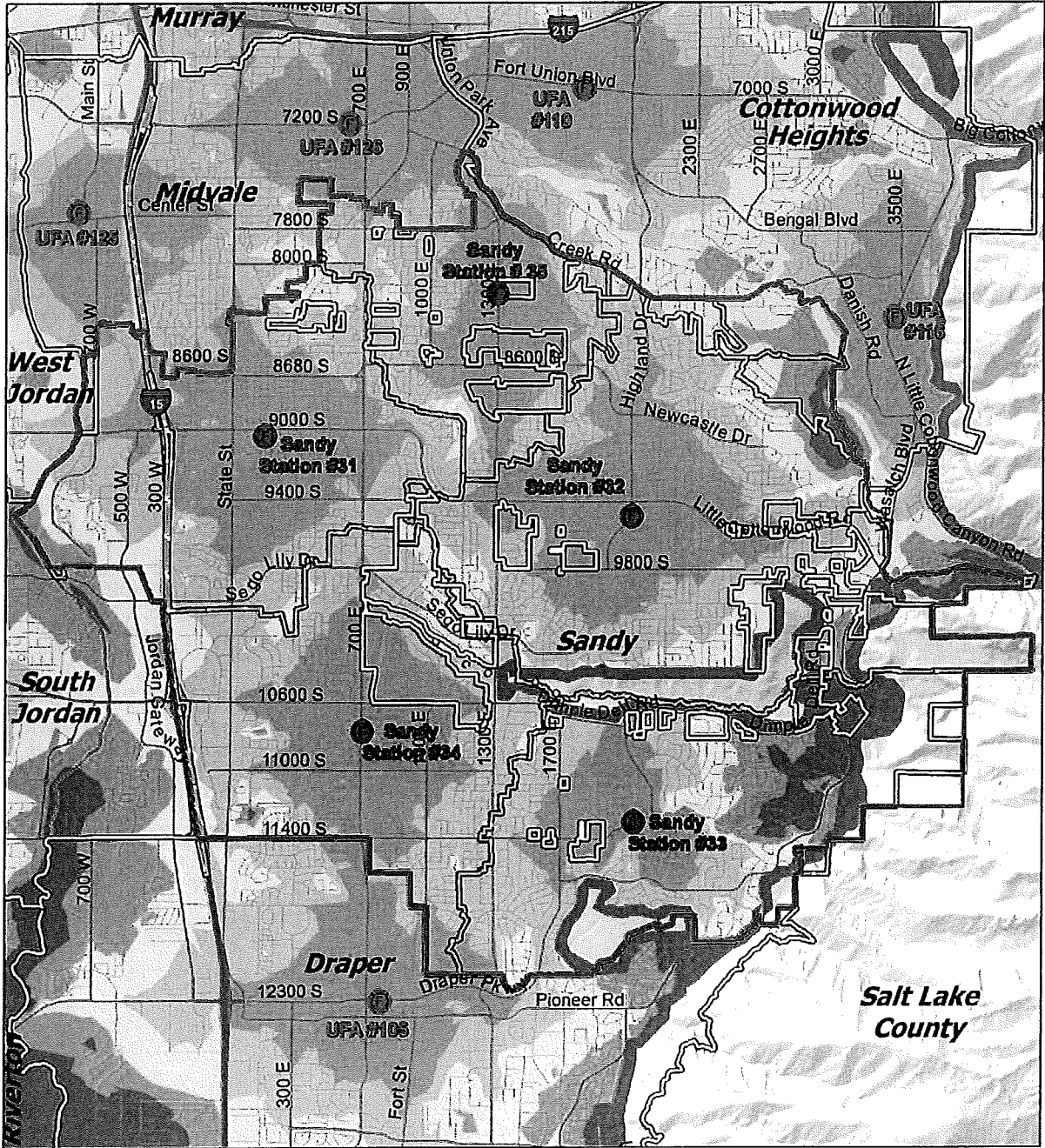
Department Description

Sandy Fire Department serves a population of over 105,000 citizens living in 26 square miles along the Wasatch Front. Our 80 career members presently staff five fire stations and administrative offices with an array of response apparatus, an assortment of specialized equipment, and staff administrative positions. Sandy Fire responds to over 6,600 emergencies annually, of which nearly 75% are medical emergencies.

Department Mission

The Fire Department's mission is three-fold:

- To prevent emergencies through public education and positive code enforcement.
- To mitigate emergencies and disasters through proper planning and preparedness.
- To respond promptly and efficiently to all emergencies involving fire, medical, or environmental concerns.




Response Time

- 0 - 2 Minutes
- 2 - 3 Minutes
- 3 - 4 Minutes
- 4 - 5 Minutes
- 5 or More Minutes

Sandy City Fire Stations

Five Minute Response Areas

- Contract Border
- Municipality Border
- Fire Dispatch Districts



Station response times were created using ESRI's ArcGIS Network Analyst. Centered from fire stations, times were calculated based on street centerline speed limits.

Produced by Sandy City GIS
 Zlatko Grebenar, GIS Analyst
 April 28, 2014

Prevent emergencies through public education and positive code enforcement.

- Continue to offer blood pressure and blood sugar checks at all city facilities, as well as Healthy Sandy events.
- Continue to provide First Aid, CPR and AED training to City employees at no cost.
- Continue Fall Prevention Program.
- Continue to offer Citizen's Fire Academy to demonstrate fire behavior, use of the proper tools and hands-on evolutions.
- Continue to offer Junior Firefighter Academy to teach children about fire safety and demonstrate the life of a firefighter.

Mitigate emergencies and disasters through proper planning and preparedness.

- Form committee to research NFPA standards for Firefighter agility test.
- Continue to send new Firefighters through the Salt Lake City Fire Academy.
- Continue training with the Metro Incident Management Team (IMT).
- Continue to support the Metro State Urban Search and Rescue Team (SUSAR).
- Send (12) Officers, Firefighters and Staff to the National Fire Academy.

Respond promptly and efficiently to all emergencies involving fire, medical, or environmental concerns.

- Purchase Wildland Brush Truck.
- Continue Metro Fire cooperation through involvement in joint activities, funding sources and Metro Consortium.

Five-year Accomplishments**Prevent emergencies through public education and positive code enforcement.**

- Installed storm water retention pond at Training Tower per UPDES requirements.
- Remodeled Station 34's bathrooms in FY 2016.
- Implemented Community Outreach Program in conjunction with Alta View Hospital to educate citizens regarding hiking safety in FY 2016.
- Received Achievement of Excellence Award from Intermountain Medical Center in FY 2015.
- Received the SHARPS award from OSHA.
- Completed Insurance Service Office evaluation and maintained a class 3 rating. Improved from 70.34 to 75.77.
- Remodeled Station 33's Public Restroom and Station 31's BC Office in FY 2015.
- Implemented Fall Prevention Program in FY 2015.
- Remodeled Station 31's Training Room to create a permanent puppet show for our fire prevention program.
- Conducted two Citizen's Academy's in FY 2014 to educate citizens about the Fire Department's daily duties.
- Created a pre-plan for every business in Sandy to aid during responses, as well as our ISO rating in FY 2012.
- Installed signage prohibiting fireworks above Wasatch Blvd. to help protect the wildland interface in FY 2012.
- Res. #12-25 was approved to specify dates and times for the discharge of fireworks in Sandy City in FY 2012.
- Provided flu shots to Sandy residents at a low cost through a partnership with Healthy Sandy.
- Provided free CPR and obstructed airway demonstration seminars to the Canyon School District.
- Distributed smoke and carbon monoxide detectors to Sandy citizens in conjunction with Healthy Sandy and continue to offer the service.

Mitigate emergencies and disasters through proper planning and preparedness.

- Provided department wide physicals for Firefighters in FY 2016.
- Offered Engineer's Retreat and Spouses Night with an EAP counselor in FY 2016.
- Converted to 100% paperless reporting for business inspections, EMS and Fire reports.
- Sent three Firefighters through the Salt Lake City Fire Academy in FY 2015 and five in FY 2016.
- Provided in-house ADO Driver/Operator Pumper course in FY 2014 and Officer I class and Fire I and II class in FY 2013.
- Two firefighters attended National Hazmat Training in FY 2013.
- Provided in-house Hazmat class and certified all department firefighters as Hazmat Technicians in FY 2012.
- Completed medical training to move all EMTs to the Advanced level in FY 2012.
- Three firefighters attended Paramedic school to maintain advanced life support at all stations in FY 2012, FY 2013, and FY 2014.
- Replaced all EMS tablets with Toughbooks (military spec laptops) in FY 2016.
- Improved the training tower's capabilities with a forcible entry wall and door prop in FY 2013.
- Completed annual safety inspections of all Self Contained Breathing Apparatus (SCBAs) in FY 2013.

- Added (three) auto defibrillators to apparatus through a grant in FY 2012.
- Installed a new kitchen burn prop in our training facility in FY 2012, which allows for live fire training.
- Created the medical volunteer reserves program in FY 2012, which has allowed our ambulances to remain on the road at a minimal cost.
- Reserve firefighters provided approximately 5,400 hours of service through April of FY 2010, 5,340 hours in FY 2012, 7,140 hours in FY2013, and 7,540 hours in FY2014 which has saved the City over \$449,934 in payroll.

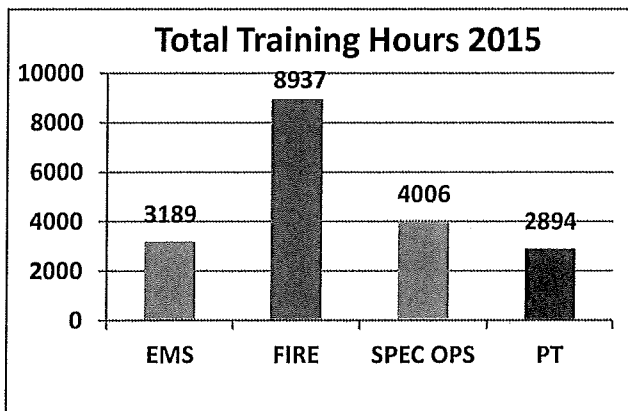
Respond promptly and efficiently to all emergencies involving fire, medical, or environmental concerns.

- Took delivery of new SCBAs with the assistance of the AFG grant.
- Took delivery of two new Ambulances and Refurbished the Tower in FY 2016.
- Implemented Paramedic staffing variance through the BEMS, per Waiver of Rule R426-15-200 Staffing in FY 2015.
- Created SWAT Team in conjunction with the Police Department SWAT Team to enhance the safety of Officers during hazardous search warrants in FY 2012 and added additional members to the SWAT Team in FY2015.
- Purchased Wildland packs and hose lays for each engine in FY 2016.
- Purchased Power Load System Stretcher in FY 2015.
- Took delivery of one engine in FY 2013 and two ambulances in FY 2012.
- Replaced frame on an E One Transport Engine, which will extend the life of the apparatus.
- Installed automated fire station alerting system and changed over to SL Dispatch in FY 2014.
- Obtained (24) Stat-X First Responder Hand Grenades for all front line ambulances and command staff vehicles.
- Replaced (20) radios with the help of a grant from Homeland Security in FY2012 and an additional (8) in FY 2013.
- From the savings from FY 2013, funded a Fire Trainer for CERT, (6) walkies to get all radios up to date, an arachnipod, CO Hazmat monitor, turnout gear, exercise equipment, (2) heart monitors, and thermal imaging camera.
- Increased ambulance revenues in FY 2013 by starting to bill for supplies.
- From the savings over the last 2 years, completed several station upgrades in FY 2012.

Performance Measures

The Fire Department's core services include the following:

- All five fire stations have paramedic service. A minimum of 43 paramedics are maintained to support the service.
- 79% of all fire and medical service delivery is within 5 minutes. 82% of the time the crews are enroute within one minute from dispatched time.
- All fire department members are certified at a minimum State of Utah Firefighter II level.



Significant Budget Issues

Fire

- 1 Lexipol** - This amount funds a policy management program for the fire department.
- 2 State Medicaid Assessment** - This is a mandatory assessment from the state. This entitles us to be reimbursed at a higher rate for Medicaid ambulance transports.
- 3 Fleet Purchases** - This will purchase a vehicle for the new captain, and remaining funds will be set aside for a fire apparatus.
- 4 Fire Captain / Paramedic** - One full-time Fire Captain / Paramedic position was added as a Deputy Fire Marshal.
- 5 Staffing Changes** - Changes reflect fluctuation due to attrition, hiring, and promotion.
- 6 Logistics Assistant** - A Logistics Coordinator position was filled as a Logistics Assistant.
- 7 Fire Inspector II** - A Fire Inspector position was converted into a Fire Inspector II position.
- 8 Fire Prevention / Educational Assistant** - A PTNB / Seasonal Educational Specialist position was converted into one full-time Fire Prevention / Educational Assistant position.

Budget Information

Department 220	2013 Actual	2014 Actual	2015 Actual	2016 Estimated	2017 Tentative
Financing Sources:					
General Taxes & Revenue	\$ 5,730,482	\$ 6,087,117	\$ 6,182,504	\$ 6,946,800	\$ 6,741,848
314221 Ambulance Fees	1,222,165	1,476,872	1,467,966	1,477,044	1,475,000
314222 Fire Fees	12,227	9,072	10,762	8,996	8,000
314223 County Fire Contract	845,880	862,365	815,800	828,124	832,924
314224 Fire Inspection Fees	4,104	3,357	3,366	3,315	3,200
314225 Hazardous Material Recovery	4,458	4,584	3,624	777	1,000
Total Financing Sources	\$ 7,819,316	\$ 8,443,367	\$ 8,484,022	\$ 9,265,056	\$ 9,061,972
Financing Uses:					
411111 Regular Pay	\$ 4,153,660	\$ 4,348,645	\$ 4,467,415	\$ 4,836,040	\$ 5,034,850
411113 Vacation Accrual	69,889	72,491	84,352	18,000	18,000
411121 Seasonal Pay	37,812	39,619	34,698	36,340	-
411131 Overtime/Gap	65,284	94,504	151,646	122,873	122,873
411211 Variable Benefits	937,814	1,071,318	1,183,559	1,279,993	1,290,961
411213 Fixed Benefits	982,702	1,040,619	1,083,377	1,148,989	1,226,661
411214 Retiree Health Benefit	43,440	54,681	91,728	57,474	47,912
41131 Vehicle Allowance	11,149	11,192	11,192	11,832	11,832
41132 Mileage Reimbursement	165	-	-	-	-
41135 Phone allowance	-	962	2,085	1,440	1,440
4121 Books, Sub. & Memberships	1,802	2,051	3,322	2,000	2,000
41231 Travel	10,679	4,249	7,307	7,000	7,000
41232 Meetings	1,242	4,676	3,602	3,500	3,500
41234 Education	2,475	3,445	3,107	4,500	4,500
41235 Training	11,186	11,499	6,430	19,000	19,000
41237 Training Supplies	6,110	1,445	3,646	10,000	10,000
412400 Office Supplies	3,871	3,361	1,978	4,500	4,500
412415 Forms and Printing	1,113	1,191	908	2,000	2,000
412440 Computer Supplies	808	1,416	2,245	1,800	1,800
412450 Uniforms	43,921	26,566	36,751	49,956	49,956
412490 Miscellaneous Supplies	3,612	3,074	4,393	3,500	3,500
412511 Equipment O & M	47,277	30,799	36,630	42,000	42,000
412521 Building O & M	28,106	33,264	35,462	28,300	28,300
412523 Power & Lights	32,779	31,564	31,534	32,000	32,000
412524 Heat	23,645	24,197	20,545	24,000	24,000
412525 Sewer	948	995	1,023	-	-

Budget Information (cont.)

Fire

Department 220	2013	2014	2015	2016	2017
	Actual	Actual	Actual	Estimated	Tentative
412526 Water	7,694	5,818	6,579	7,500	7,500
412527 Storm Water	3,291	3,240	3,240	3,000	3,000
412529 Street Lights	-	-	668	672	672
412611 Telephone	56,005	51,547	46,849	52,105	55,166
41270 Public Safety Supplies	1,443	9,421	14,979	13,500	13,500
41273 Subsistence	5,045	5,171	4,703	6,000	6,000
41274 Fire Prevention	5,765	4,569	5,264	6,000	6,000
41275 Origin & Cause	1,539	131	2,952	1,800	1,800
41276 Emergency Management	844	-	-	2,500	2,500
41277 Ambulance Supplies & Operation	68,497	61,843	61,382	87,000	87,000
412771 Hazardous Recovery Supplies	4,999	2,452	6,965	4,500	4,500
41342 Credit Card Processing	2,177	2,510	3,481	-	-
413711 Metro Fire Agency Contract	-	2,000	-	-	-
413722 Dispatch Services	171,607	415,144	137,318	126,324	152,724
413723 UCAN Charges	16,399	16,275	16,461	13,437	13,437
413724 EMS Reports Processing	25,559	24,175	24,175	27,000	27,000
41379 Professional Services	30,742	18,952	22,569	65,000	50,000
41389 Miscellaneous Services	-	-	-	-	7,000
41392 State Medicaid Assessment	-	-	-	60,000	45,000
414111 IT Charges	144,218	114,839	150,443	140,108	133,022
41463 Fleet Repair Fund	-	-	4,500	-	-
41471 Fleet O & M	303,489	310,259	353,299	655,453	249,496
4173 Building Improvements	20,209	18,669	14,144	30,000	30,000
4174 Equipment	147,214	207,212	(129,900)	11,270	11,270
43472 Fleet Purchases	281,091	251,317	388,850	204,850	166,800
4374 Capital Equipment	-	-	36,166	-	-
Total Financing Uses	\$ 7,819,316	\$ 8,443,367	\$ 8,484,022	\$ 9,265,056	\$ 9,061,972

Staffing Information	Bi-weekly Salary		Full-time Equivalent		
	Minimum	Maximum	FY 2015	FY 2016	FY 2017
Appointed - Category 1:					
Fire Chief	\$ 3,844.00	\$ 5,727.20	1.00	1.00	1.00
Deputy Fire Chief	\$ 3,341.71	\$ 4,491.20	1.00	1.00	1.00
Regular:					
Battalion Chief	\$ 2,718.40	\$ 3,652.80	5.00	5.00	5.00
Fire Captain / Paramedic	\$ 2,424.80	\$ 3,528.40	13.00	13.00	14.00
Fire Captain / EMT	\$ 2,195.20	\$ 2,948.80	2.00	2.00	2.00
Fire Engineer / Paramedic	\$ 2,108.80	\$ 2,832.80	12.00	13.00	14.00
Fire Engineer / EMT	\$ 1,888.00	\$ 2,537.60	3.00	2.00	1.00
Logistics Coordinator	\$ 2,108.80	\$ 2,832.80	0.00	0.00	0.00
Logistics Assistant	\$ 1,888.00	\$ 2,537.60	1.00	1.00	1.00
Fire Inspector II	\$ 1,888.00	\$ 2,537.60	0.00	0.00	1.00
Fire Inspector I	\$ 1,624.80	\$ 2,413.60	1.00	1.00	0.00
Firefighter / Paramedic	\$ 1,624.80	\$ 2,413.60	18.00	17.00	16.00
Firefighter / EMT	\$ 1,456.80	\$ 2,164.00	18.00	19.00	20.00
Fire Prevention / Educational Specialist	\$ 1,464.00	\$ 2,181.60	1.00	1.00	1.00
Executive Secretary	\$ 1,270.40	\$ 1,892.80	1.00	1.00	1.00
Fire Prevention / Educational Assistant	\$ 1,101.60	\$ 1,641.60	0.00	0.00	1.00
Part-time Non-benefitted / Seasonal:					
Education Specialist	\$ 12.98	\$ 20.77	1.17	1.17	0.00
		Total FTEs	78.17	78.17	79.00

Budget Information (cont.)

Fire

Fee Information	2013 Approved	2014 Approved	2015 Approved	2016 Approved	2017 Proposed
314221 Ambulance Fees					
Full Rates*					
Base Rate / call	\$594	\$615	\$655	\$696	\$696
Mileage Rate / mile	\$31.65	\$31.65	\$31.65	\$31.65	\$31.65
Advanced Life Support/Paramedic/call	\$1,148	\$1,189	\$1,265	\$1,344	\$1,344
Fuel Fluctuation Rate**	\$0.25	\$0.25	\$0.25	\$0.25	\$0.25
Billable Medications/Procedures (includes supplies)	Per Dept Schedule	Per Dept Schedule	Per Dept Schedule	Per Dept Schedule	Per Dept Schedule
* Ambulance rates are set by the State of Utah and are adjusted as often as the State adjusts the fee schedule.					
** When diesel fuel exceeds \$5.10 per gallon or gasoline exceeds \$4.25 per gallon, a surcharge of \$.25 per mile of transport may be added to the mileage rate.					
314222 Fire Department Courses					
Heartsaver CPR/First Aid/AED	\$25	\$25	\$25	\$30	\$30
CERT Supplies/Class (Non-Residents)	N/A	\$25	\$25	\$40	\$40
CERT Class (Non-Residents)	N/A	N/A	N/A	\$10	\$10
CERT Supplies (Residents)	N/A	N/A	N/A	\$30	\$30
314224 Fire Inspection Fees					
Commercial Sprinkler Plan Review (Tenant Improv.) (<100		N/A	N/A	\$100	\$100
Commercial Sprinkler Plan Review (Tenant Improv.) (101-1		N/A	N/A	\$150	\$150
Commercial Sprinkler Plan Review (Tenant Improv.) (200-2		N/A	N/A	\$175	\$175
Commercial Sprinkler Plan Review (Tenant Improv.) (300+ heads - additiona			N/A	\$0.25	\$0.25
Fire Alarm Plan Review (Tenant Improvement) (< 3,00		N/A	N/A	\$100	\$100
Fire Alarm Plan Review (Tenant Improvement) (3,001		N/A	N/A	\$150	\$150
Fire Alarm Plan Review (Tenant Improvement) (>8,001 sq ft - additional per square				\$0.005	\$0.005
Tank Install Inspection - Above Ground					
Above Ground Inspection <500 Gal	N/A	N/A	N/A	\$75	\$75
Above Ground Inspection >500 Gal	N/A	N/A	N/A	\$150	\$150
Tank Install Inspection - Underground	\$325	\$325	\$325	\$325	\$325
Tank Removal Insp. - Underground	\$325	\$325	\$325	\$325	\$325
LP Gas Dispensing and Inspection	N/A	N/A	N/A	\$57.57	\$57.57
Fireworks Storage (Off-Site Stand)	\$140	\$140	\$140	\$140	\$140
Fireworks and Explosives Fees	\$140	\$140	\$140	\$140	\$140
Tent, Canopy, or Temp. Membrane	\$50	\$50	\$50	\$50	\$50
Occupancy Smoke Test / test	\$93	\$93	\$93	\$93	\$93
Child Care Inspection	\$50	\$50	\$50	\$50	\$50
Operational Permit and Inspection	N/A	N/A	N/A	\$57.57	\$57.57
314225 Hazardous Material Recovery Fees					
Command Officer / hr.	\$114	\$114	\$114	\$114	\$114
Auxiliary Apparatus & Crew / hr.	\$238	\$238	\$238	\$238	\$238
Pumper & Crew / hr.	\$488	\$488	\$488	\$488	\$488
Fee for Standby or Ambulance Service	Actual Cost	Actual Cost	Actual Cost	Actual Cost	Actual Cost
31491 Reports					
Research and Copies	\$5	\$5	\$5	\$5	\$5
3177 Fire/EMS Impact Fees					
Residential					
Single Family (unit)	\$165	\$165	\$318	\$318	\$318
Multi Family (unit)	\$92	\$92	\$183	\$183	\$183
Non Residential					
Commercial (1000 sq. ft.)	\$322	\$322	\$189	\$189	\$189
Office (1000 sq. ft.)	\$206	\$206	\$472	\$472	\$472
Industrial (1000 sq. ft.)	\$130	\$130	\$169	\$169	\$169

Budget Information (cont.)

Fire

Capital Budget	2016 Budgeted	2017 Tentative	2018 Planned	2019 Planned	2020 Planned
1202 - Fire Station #34 - This amount will be used for remodeling at station #34.					
41 General Revenues	\$ 15,000	\$ -	\$ -	\$ -	\$ -
1250 - Fire Training Tower - This amount will be used for the water retention pond at the Training Tower.					
41 General Revenues	\$ 25,000	\$ -	\$ -	\$ -	\$ -
120401 - Fire Station #33 - This amount will be used for remodeling at station #33.					
41 General Revenues	\$ -	\$ -	\$ -	\$ 200,000	\$ -
4199 - Contingency - This funding will be set aside for future needs.					
427 Fire Impact Fees	\$ 360,597	\$ 91,320	\$ -	\$ -	\$ -
Total Capital Budget	\$ 400,597	\$ 91,320	\$ -	\$ 200,000	\$ -



Sandy City Fire Department's Citizens Academy provides hands-on education to the residents of Sandy.



Sandy Fire Department is a member of the Salt Lake Valley Metro Fire Agency, which has organized a number of work groups to focus on special functions and needs, which include the following: Incident Management Team (IMT); Arson Investigations; Public Relations; Education; Information; Bi-Monthly Metro Fire Training; Purchasing; Special Operations - Including Hazardous Materials Response; Technical Rescue (Rope Rescue, Confined Space Rescue, Trench Rescue, Structural Collapse Rescue, Vehicle Rescue, Water Rescue, Cave Rescue, and Wilderness Rescue); and Bomb Response.

Sandy City Fire Department offers a variety of services to the Citizens of Sandy, including but not limited to the following:

- Emergency Operations - Fire, EMS, Hazmat, Heavy Rescue, Wildland and Mountain Rescue.
- Inspections - Flow test and inspect all fire hydrants twice a year to meet ISO. Fire inspect new businesses that apply for Sandy business license, and all other businesses every 12-18 months.
- Fire Marshal - Review all sprinkler and alarm plans, hydrant plans and underground plans.
- Fire Prevention - Teach CERT, CPR, preschool and school programs K-3rd grade, baby sitter classes, fire extinguish classes, health and safety fairs at schools, churches and businesses, Safe Kids Fair, 4th of July, Juvenile Firesetter Program and Junior Fire Academy.